


## [Laboratorio] Resistencia 8 $\Omega$ , 100 W



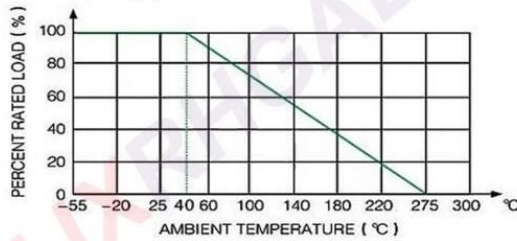
Disipador para resistencia de potencia





# Product parameter

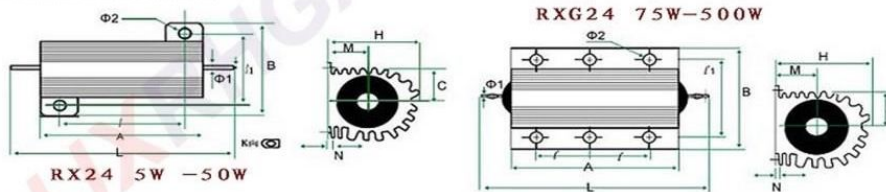
Power consumption graph



Installation instructions

- Multiple connection methods for easy installa
- Below 50w, there are separate lead wires and screw-out installation, usually screw-out installa
- Above 75W is also called RXG screw, which is different from 50W screw type installation;
- For drawings, please refer to the product disp diagram.

Dimension drawing reference



physical dimension

model	Rated power (W) at 250°C with heat sink	Dimensions (mm)												Weight (g)	
		Resistor body										Standard heat sink (aluminum)			
		Amax	B	Lmax	Hmax	C	I	I1	M	N	Φ1	Φ2	Surface area cm2		thickness (mm)
RX24	5	155	16	36.5	8	8.5	11.4	12	4.4	1.5	1.5	2.2	415	1	3
	10	19.5	21	40.5	10	11.2	14	16	5	2	2	2.5	415		6
	25	27	27	48.0	13	14.3	18.3	20	7	2	2	3.5	535		11
	30	34	29	55.0	15.5	16.3	25	22	7.3	2	2	3.5	535		18
	50	50	29	71	15.5	16.3	40	22	7.3	2	2	3.5	995		30
RXG24	75	65.5	48	93.5	26	27	23.5	37	11.5	3.5	M3	4.4	995	3	90
	100	98	48	126	26	27	35	37	11.5	3.5	M3	4.4	995		160
	150	130	48	158	26	27	52	37	11.5	3.5	M3	4.4	995		240
	200	92	73	132	45	46.5	35	58	21	5	M6	5.5	3750		420
	250	112	73	152	45	46.5	45	58	21	5	M6	5.5	4765		480
	300	130	73	170	45	46.5	51	58	21	5	M6	5.5	5780		580
	500	204	73	244	45	46.5	87	58	21	5	M6	5.5	8500	970	

Main Specifications

model	Rated power (W)		Resistance range (Ω)	Resistance tolerance (%)	Temperature coefficient (x10 <sup>-6</sup> /°C)	Insulation voltage (V)	Maximum overload voltage (V)
	With heat sink	Without heat sink					
RX24	5	3	0.01Ω ~ 1KΩ	F(±1%) J(±5%)	±100 ±50	1000	1500
	10	8	0.01Ω ~ 1.5KΩ				
	20	12.5	0.01Ω ~ 7.5KΩ				
	30	15	0.01Ω ~ 10KΩ				
	50	20	0.01Ω ~ 15KΩ				
RXG24	75	45	0.01Ω ~ 20KΩ	F(±1%) J(±5%)	±100 ±50	2000	3000
	100	50	0.01Ω ~ 24KΩ				
	150	55	0.01Ω ~ 30KΩ				
	200	55	0.01Ω ~ 36KΩ				
	250	60	0.01Ω ~ 39KΩ				
	300	75	0.01Ω ~ 47KΩ				
	500	200	0.01Ω ~ 51KΩ				

Main test items, test methods and performance requirements

Test items	Performance requirements	experiment method
Temperature coefficient of resistance	≤±100(x10 <sup>-6</sup> /°C)	-55°C/+20°C 20°C/+125°C
Lead-out strength	R≤±(1%R+0.05Ω)	Rally 40N
Withstand voltage	No breakdown or flashover	AC voltage, its peak value is 1.42 times the insulation voltage, 1min
Solderability	The solder can flow freely and wet with the bowwire	235±5°C 2±0.5s
Resistance to welding heat	ΔR≤±(1%R+0.05Ω)	260±5°C 10±1s
overload	ΔR≤±(1%R+0.05Ω)	5 times rated power 5s
Rapid temperature change	ΔR≤±(1%R+0.05Ω)	-55°C/+125°C 5 cycles
vibration	ΔR≤±(1%R+0.05Ω)	10 ~ 500Hz 98m/s2
Surface temperature rise	≤275°C	VR
Pulse tolerant	ΔR≤±(0.2%R+0.05Ω)	10 times in 6 milliseconds
Long-term load	ΔR≤±(1%R+0.05Ω)	+25±2°C VR 1000h
Steady state damp heat	ΔR≤±(1%R+0.05Ω)	+40±2°C humidity 95 ~ 93% 240h

Last update: 2024/03/21 16:06 doc:tec:elo:lab\_carga:resistencia\_8\_100:inicio [https://euloxio.myds.me/dokuwiki/doku.php/doc:tec:elo:lab\\_carga:resistencia\\_8\\_100:inicio](https://euloxio.myds.me/dokuwiki/doku.php/doc:tec:elo:lab_carga:resistencia_8_100:inicio)

---

From: <https://euloxio.myds.me/dokuwiki/> - **Euloxio wiki**

Permanent link: [https://euloxio.myds.me/dokuwiki/doku.php/doc:tec:elo:lab\\_carga:resistencia\\_8\\_100:inicio](https://euloxio.myds.me/dokuwiki/doku.php/doc:tec:elo:lab_carga:resistencia_8_100:inicio)

Last update: **2024/03/21 16:06**

