

TL-WR841N - OpenWRT





Enlaces



- [Instalar OpenWRT](#)
- [OpenWrt TP-Link TL-WR841N y TL-WR841ND](#)
- [TL-WR841N v9 con OpenWRT](#)
- [OpenWrt TP-Link TL-WR702N](#)
- [OpenWRT en modo repetidor wireless](#)

Conexión serie

- For my TP-Link TL841N v9.0 i had to remove R26. It's a pull-up between RX (device side) and VCC. My ftdi device couldn't send data with R26 attached.
 - [Fotografía con el detalle.](#)
- U-Boot speed: 115200
- kernel speed: 115200
- Data format: always 8N1

Installing via web interface





- 1) Download image for your version.
- 2) Log in to router web interface and select the firmware image you just uploaded as an update.
- 3) Sit and wait while it flashes. It will reboot and be accessible at 192.168.1.1.

The Barrier Breaker image already includes a GUI, you do not have to install it manually.



Note: Newest version of tp link firmware (tested on TL-WR841N_V9_150310 / 3.16.9) does not accept openwrt firmware filename, so you have to rename the downloaded openwrt firmware to something what looks like stock firmware prior flashing, i.e. wr841nv9_wr841ndv9_en_3_16_9_up(150310).bin for V9 - check the zip with original firmware on tp link website for correct file name scheme - I'd suggest to remove "boot" word from filename, because openwrt firmware does not contain boot loader.



Warning! in some cases after reboot you don't have web interface (GUI), only telnet and ssh access. You can install GUI, for details see: [luci.essentials](#), but before install LuCI (GUI) you need to configure your router to have access to internet, for configuration see: [internet.connection](#)

Primer análisis tras la instalación

Lo que tenía con dd-wrt y ahora no encuentro aquí:

- Despertar Wake On LAN de equipos.
- Desactivar el botón WPS del router.
 - [Posible solución para activarlo?](#)
- Crear otras wifis para invitados, con diferentes SSID, contraseñas, etc.

From:
<https://euloxio.myds.me/dokuwiki/> - **Euloxio wiki**

Permanent link:
https://euloxio.myds.me/dokuwiki/doku.php/doc:tec:net:router_openwrt:wr841n:instala

Last update: **2025/04/28 09:17**

