


Temporizador lámpara

Cableado



Connect to the input
220V fire wire


Connect to input
220V neutral line

Connect to output
220V fire wire

The neutral wire cannot be reversed, otherwise the yellow wire will have no output, Live wiring is prohibited


Montaje

AC 110V-220V Power ON Delay OFF Relay Switch



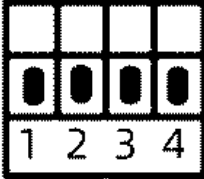
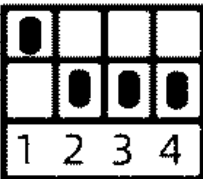
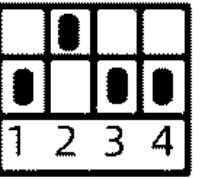
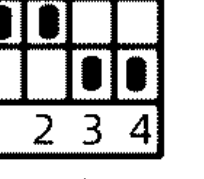
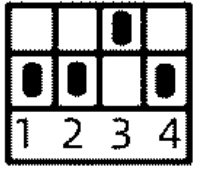
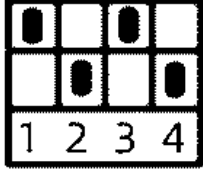
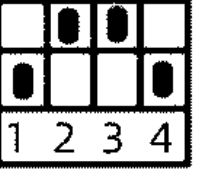
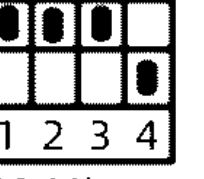
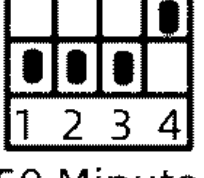
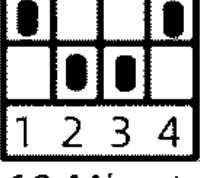
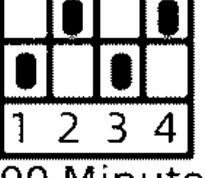

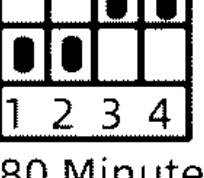
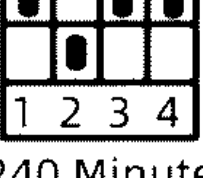
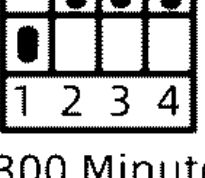
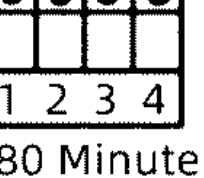
Delay Time
(1-480 minutes adjustable)

Common Wiring Diagrams



Programación

Io33h01 Setting Delay Time 16 Modes Reference Table

 1 2 3 4 1 Minute	 1 2 3 4 3 Minute	 1 2 3 4 5 Minute	 1 2 3 4 10 Minute
 1 2 3 4 15 Minute	 1 2 3 4 25 Minute	 1 2 3 4 30 Minute	 1 2 3 4 40 Minute
 1 2 3 4 50 Minute	 1 2 3 4 60 Minute	 1 2 3 4 90 Minute	 1 2 3 4 120 Minute
 1 2 3 4 180 Minute	 1 2 3 4 240 Minute	 1 2 3 4 300 Minute	 1 2 3 4 480 Minute

From:
<https://euloxio.myds.me/dokuwiki/> - Euloxio wiki

Permanent link:
<https://euloxio.myds.me/dokuwiki/doku.php/doc:tec:trastos:timer:inicio?rev=1776838875>

Last update: 2026/04/22 08:21

